

# 336

## HYDRAULIC EXCAVATOR



**Engine Power**  
**Operating Weight**

232 kW (311 hp)  
36 200 kg (79,800 lb)

Cat® C9.3B engine meets China Nonroad Stage III and Brazil MAR-1 emission standards, equivalent to U.S. EPA Tier 3 and EU Stage IIIA.



## NEXT GENERATION EXCAVATORS

The new line of Cat® Excavators was designed with a new approach to equipment families that gives you:

- + MORE MODEL OPTIONS
- + MORE STANDARD TECHNOLOGIES
- + MORE PRICE POINTS

Ready to help you make your business stronger, Cat Excavators give you new ways to get the most work done at the lowest cost – so you put more money in your pocket.



# THE NEW CAT® 336

MOVING THE STANDARD HIGHER

The Cat 336 raises the bar for efficiency and fuel economy in this size class. With the industry's highest level of standard factory technology, a new cab focused on operator comfort and productivity, plus lower fuel and maintenance costs, the 336 will set a new pace for productivity and profit in your operation.



## INCREASE OPERATING EFFICIENCY UP TO 45%<sup>1</sup>

The Cat 336 offers the industry's highest level of standard factory-equipped technology, including Cat GRADE with 2D, GRADE with Assist, and PAYLOAD.

## INCREASE FUEL EFFICIENCY UP TO 15%<sup>2</sup>

A precise combination of lower engine speed and large hydraulic pump pressure and flow delivers more work per unit of fuel.

## LOWER MAINTENANCE COSTS UP TO 15%<sup>3</sup>

Extended maintenance intervals increase uptime and reduce costs.

**LOAD UP WITH 15% MORE FUEL EFFICIENCY**

THAT'S 12 MORE TRUCKLOADS WITH THE NEW 336 NEXT GENERATION EXCAVATOR.



SCENARIO:

Cat® Excavators loading Cat 730 trucks using 266 L (70 gal) of fuel each day.

<sup>1</sup> Operator efficiency gains compared to traditional grading methods.

<sup>2</sup> Compared to the 336D2.

<sup>3</sup> Compared to the 336D2. Cost reduction based on 12,000 hours of operation.



# STANDARD CAT CONNECT TECHNOLOGY

GETS JOBS DONE FASTER  
WITH LESS REWORK

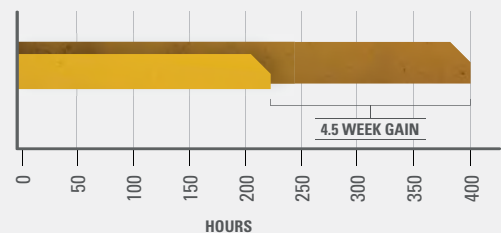
**Cat Connect Technology** gives you the edge. Operators of all experience levels will dig, load, and grade with more confidence, speed, and accuracy. The result?

Better productivity and lower costs.



## WHAT WOULD YOU DO WITH 4.5 MORE WEEKS?

**45% GAIN WITH TECHNOLOGY**  
means same amount of work done faster



**PREVIOUS YEAR:**

- USING TRADITIONAL GRADING METHODS

400 hours/year, grading with stakes and checkers

**CURRENT YEAR:**

- USING NEW CAT 336 WITH CAT CONNECT TECHNOLOGY

220 hours/year, with standard Cat GRADE



## INCREASE EFFICIENCY UP TO 45% WITH CAT CONNECT TECHNOLOGY

### STANDARD, SIMPLE-TO-USE TECHNOLOGIES INCLUDE:



#### STANDARD CAT GRADE WITH 2D

Cat GRADE with 2D helps operators reach grade faster. Operators cut and fill to exact specifications without overcutting. No grade checkers are needed so the work area is safer.



#### STANDARD CAT GRADE WITH ASSIST

Automated boom, stick, and bucket movements deliver more accurate cuts with less effort. The operator simply sets the depth and slope in the monitor and activates single-lever digging.



#### STANDARD CAT PAYLOAD

Cat PAYLOAD technology delivers precise load targets with on-the-go weighing, which helps prevent over/under-loading and maximizes efficiency. Automated tracking helps manage production and lower cost.

#### AVAILABLE OPTIONAL UPGRADES

Cat GRADE with Advanced 2D and Cat GRADE with 3D increase productivity and expand grading capabilities. GRADE with Advanced 2D adds in-field design capabilities through an additional 254 mm (10 inch) high-resolution touchscreen monitor. GRADE with 3D adds GPS and GLONASS positioning for pinpoint accuracy.

# CAT LINK TECHNOLOGY

## TAKES THE GUESSWORK OUT OF MANAGING YOUR EQUIPMENT

---

**Cat Link** telematics technology helps take the complexity out of managing your job sites – by gathering data generated by your equipment, materials, and people and serving it up to you in customizable formats.



### **PRODUCT LINK™**

Product Link™ collects data automatically and accurately from your assets – any type and any brand. Information such as location, hours, fuel usage, productivity, idle time, maintenance alerts, diagnostic codes, and machine health can be viewed online through web and mobile applications.



### **VISIONLINK®**

Access information anytime, anywhere with VisionLink® – and use it to make informed decisions that boost productivity, lower costs, simplify maintenance, and improve safety and security on your job site. With different subscription level options, your Cat dealer can help you configure exactly what you need to connect your fleet and manage your business without paying for extras you don't want. Subscriptions are available with cellular or satellite reporting (or both).

***Caterpillar releases products, services and technologies in each region at different time intervals. Please verify with your local Cat dealer for technology availability and specifications.***

# NEW CAB TAKES THE HARD OUT OF WORK

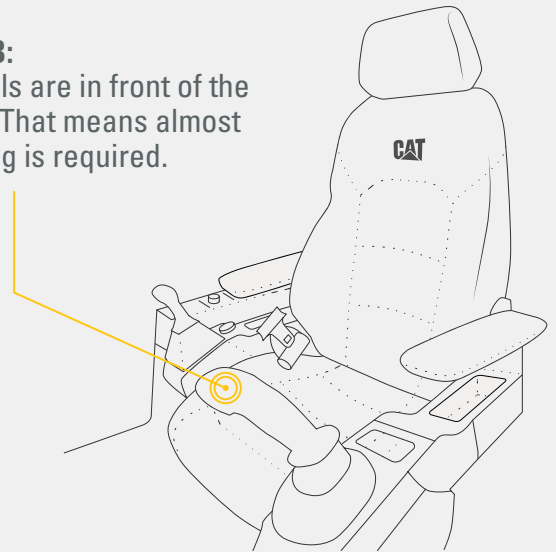
Sites where excavators typically work are rugged and challenging. That's why it's important that the 336 cab protects the operator as much as possible from the fatigue, stresses, sounds, and temperatures of the job.

## WE'VE GOT YOUR BACK.

**BACK PAIN IS ONE OF THE MOST COMMON REASONS PEOPLE MISS WORK.\***

### NEW CAB:

All controls are in front of the operator. That means almost no twisting is required.



**OLD CAB:** 2,000+ twists a year to reach controls in back of cab that can strain your back.

ASSUME 1 TWIST PER HOUR  
1 TWIST × 8-HOUR WORKDAY = 8 TWISTS PER DAY  
8 TWISTS × 5 WORKDAYS PER WEEK = 40 TWISTS PER WEEK  
40 TWISTS × 52 WEEKS PER YEAR = **2,080 TWISTS PER YEAR**

\*SOURCE: [HTTPS://WWW.NINDS.NIH.GOV/DISORDERS/PATIENT-CAREGIVER-EDUCATION/FACT-SHEETS/LOW-BACK-PAIN-FACT-SHEET](https://www.ninds.nih.gov/disorders/patient-caregiver-education/fact-sheets/low-back-pain-fact-sheet)



## NEW SEAT AND JOYSTICK CONSOLE REDUCE FATIGUE

Comfort and efficiency of movement keep operators productive and alert all shift long. The new standard seat is wide and adjustable for operators of virtually any size. The Deluxe cab package includes a heated air suspension seat; the Premium seat is both heated and cooled.



### **TOUCHSCREEN MONITOR**

Most machine settings can be controlled through the high-resolution touchscreen monitor. It offers 42 languages and is easy to reach from the seat – no twisting or turning.



### **NEW SMART MODE**

The new Smart Mode (one of three power mode settings) automatically adjusts engine and hydraulic power for the highest fuel efficiency – less power for tasks such as swinging and more power for digging.



### **CUSTOMIZABLE JOYSTICKS**

Joystick function can be customized through the monitor. Joystick pattern as well as response can be set to match operator preference. All preferences are saved with the operator ID and restored at log in.



### **KEYLESS PUSH START**

The 336 uses a keyless push-button engine start. This adds security for the machine by using Operator ID codes to limit and track machine access. Codes can be entered manually, via an optional Bluetooth® key fob, or smartphone app.





**A QUIET, SAFE WORKSPACE  
BUILDS OPERATOR CONFIDENCE**

---

## **ISO-CERTIFIED ROPS CAB**

The ISO-certified ROPS cab is sound-suppressed and sealed. The windows and lower front profile of the machine give outstanding visibility to the work area without the strain of constantly leaning forward.

---


## **ALL-AROUND VISIBILITY**

A standard rearview camera keeps operators aware of their surroundings at all times. An optional 360° visibility feature is also available.

---

## **EASY ACCESS, CONNECTIVITY AND STORAGE**

Convenience features include Bluetooth integrated radio, USB ports for charging and phone connectivity, 12V DC outlets and AUX port, storage in rear, overhead and console compartments, and cup and bottle holders.



# SAFETY FEATURES

LOOK OUT FOR YOUR PEOPLE  
AND YOUR EQUIPMENT

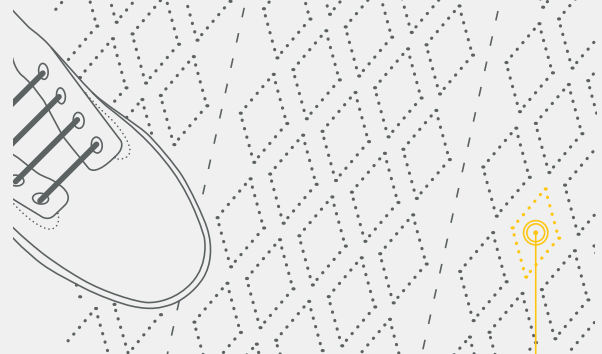
Routine maintenance checks can be performed faster, easier, and safer with ground-level access to the air precleaner, the fuel water separator, fuel tank water and sediment drains, and cooling system coolant level check.

## KEEP YOUR EXCAVATOR SECURE

Use your PIN code on the monitor, the optional Bluetooth key fob, or your smartphone to enable the push-button starting feature.

## 1,148 WAYS TO STAY SAFE.

**FACT:** **SLIPPING** IS ONE OF THE **BIGGEST CONTRIBUTORS** TO WORKPLACE INJURIES.\*



OUR ANTI-SKID PLATES FEATURE

**1,000+** INDIVIDUAL PERFORATIONS FOR BETTER TRACTION

\*SOURCE: [HTTPS://WWW.OSHA.GOV/DTE/GRANT\\_MATERIALS/FY07/SH-16625-07/SLIPSTRIPSFALLS.PPT](https://www.osha.gov/dte/grant_materials/fy07/sh-16625-07/slipstripsfalls.ppt)



# PROTECTION IN ALL DIRECTIONS



**E-WALL SWING**

**E-WALL FORWARD**

**E-WALL CAB PROTECTION**

**E-WALL CEILING**

**E-WALL FLOOR**

## STANDARD 2D E-FENCE TECHNOLOGY

The standard 2D E-fence feature automatically stops excavator motion using boundaries you set in the monitor for the entire working envelope – above, below, sides and front. E-fence features protect equipment from damage and reduce fines related to zoning or underground utility damage. Automatic boundaries even help prevent operator fatigue by reducing over-swinging and over-digging.



**LOWER MAINTENANCE COSTS  
UP TO 15%**

With extended maintenance intervals, you get more done at a lower cost compared to the 336D2. Consolidated filter locations make service faster. Hydraulic, air, and fuel tank filters have increased capacity and longer life.


**KEY MAINTENANCE COST REDUCTIONS INCLUDE:**

- + Consolidated filter locations to reduce service time.
- + Oil and fuel filters with extended maintenance intervals.
- + New hydraulic filter with higher dirt holding capacity.
- + New Cat air filter with double the dust holding capacity of the previous filter.

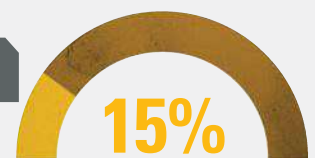


**WHAT WILL YOU DO WITH YOUR SAVINGS?**

REPLACE **50 FEWER FILTERS** OVER 12,000 HOURS OF OPERATION.



THAT SAVES YOU **UP TO 15%** IN MAINTENANCE COSTS\*



\*SOURCE: INTERNAL NEXT GENERATION PRODUCT SUPPORT MAINTENANCE COST COMPARISON

# INCREASE YOUR PRODUCTIVITY AND PROFIT WITH CAT ATTACHMENTS

You can easily expand the performance of your machine by utilizing any of the variety of Cat Attachments. Each Cat Attachment is designed to fit the weight and horsepower of Cat Excavators for improved performance, safety, and stability.

**BUCKETS**



**GRAPPLES**



**HYDRAULIC HAMMERS**



**MULTI-PROCESSORS**



**QUICK COUPLERS**



**RAKES**



**RIPPERS**




**SECONDARY PULVERIZERS**



**SHEARS**



**THUMBS**



**VIBRATORY PLATE  
COMPACTORS**



# TECHNICAL SPECIFICATIONS

See [cat.com](http://cat.com) for complete specifications.

ENGINE			
Engine Model	C9.3B		
Net Power – ISO 9249/SAE J1349	232 kW	311 hp	
Gross Power – ISO 14396/SAE J1995	234 kW	314 hp	
Engine rpm			
Operation	1,550 rpm		
Travel	1,800 rpm		
Bore	115 mm	5 in	
Stroke	149 mm	6 in	
Displacement	9.3 L	568 in <sup>3</sup>	
HYDRAULIC SYSTEM			
Main System – Maximum Flow – Implement	558 L/min (279 × 2 pumps) 147 gal/min (74 × 2 pumps)		
Maximum Pressure – Equipment – Implement	35 000 kPa	5,076 psi	
Maximum Pressure – Equipment – Lift Mode	38 000 kPa	5,511 psi	
Maximum Pressure – Travel	35 000 kPa	5,076 psi	
Maximum Pressure – Swing	29 400 kPa	4,264 psi	
SWING MECHANISM			
Swing Speed	8.75 rpm		
Maximum Swing Torque	144 kN·m	106,228 lbf-ft	
WEIGHTS			
Operating Weight*	36 200 kg	79,800 lb	
Reach boom, HD R3.2DB (10'6") stick, HD 1.88 m <sup>3</sup> (2.46 yd <sup>3</sup> ) bucket, 600 mm (24") triple grouser shoes, 6.8 mt (14,991 lb) counterweight.			
*Add 1000 kg (2,300 lb) for Mass configuration.			
SERVICE REFILL CAPACITIES			
Fuel Tank Capacity	600 L	158.5 gal	
Cooling System	40 L	10.5 gal	
Engine Oil (with filter)	32 L	8.5 gal	
Swing Drive (each)	18 L	4.8 gal	
Final Drive (each)	8 L	2.1 gal	
Hydraulic System (including tank)	373 L	98.5 gal	
Hydraulic Tank	153 L	40.4 gal	

DIMENSIONS				
<b>Boom</b>	<b>HD Reach Boom</b> 6.5 m (21'4")		<b>Mass Boom</b> 6.18 m (20'3")	
<b>Stick</b>	<b>HD Reach Stick</b> 3.2 m (10'6")		<b>Mass Stick</b> 2.55 m (8'4")	
<b>Bucket</b>	<b>HD 1.88 m<sup>3</sup></b> (2.46 yd <sup>3</sup> )		<b>HD 2.41 m<sup>3</sup></b> (3.16 yd <sup>3</sup> )	
Shipping Height (top of cab)	3170 mm	10.4 ft	3170 mm	10.4 ft
Handrail Height	3160 mm	10.4 ft	3160 mm	10.4 ft
Shipping Length	11 170 mm	36.6 ft	10 890 mm	35.7 ft
Tail Swing Radius	3530 mm	11.6 ft	3530 mm	11.6 ft
Counterweight Clearance	1250 mm	4.1 ft	1250 mm	4.1 ft
Ground Clearance	510 mm	1.7 ft	510 mm	1.7 ft
Track Length to Center of Rollers	4040 mm	13.3 ft	4040 mm	13.3 ft
Track Gauge	2590 mm	8.5 ft	2590 mm	8.5 ft
Transport Width – 600 mm (24") Shoes	3190 mm	10.5 ft	3190 mm	10.5 ft
WORKING RANGES AND FORCES				
<b>Boom</b>	<b>HD Reach Boom</b> 6.5 m (21'4")		<b>Mass Boom</b> 6.18 m (20'3")	
<b>Stick</b>	<b>HD Reach Stick</b> 3.2 m (10'6")		<b>Mass Stick</b> 2.55 m (8'4")	
<b>Bucket</b>	<b>HD 1.88 m<sup>3</sup></b> (2.46 yd <sup>3</sup> )		<b>HD 2.41 m<sup>3</sup></b> (3.16 yd <sup>3</sup> )	
Maximum Digging Depth	7520 mm	24.7 ft	6670 mm	21.9 ft
Maximum Reach at Ground Line	11 050 mm	36.3 ft	10 280 mm	33.7 ft
Maximum Cutting Height	10 300 mm	33.8 ft	9990 mm	32.8 ft
Maximum Loading Height	7080 mm	23.2 ft	6600 mm	21.7 ft
Minimum Loading Height	2580 mm	8.5 ft	2900 mm	9.5 ft
Maximum Depth Cut for 2240 mm (8 ft) Level Bottom	7360 mm	24 ft	6500 mm	21 ft
Maximum Vertical Wall Digging Depth	5660 mm	18.6 ft	4650 mm	15.3 ft
Bucket Digging Force (SAE)	184 kN	41,450 lbf	229 kN	51,410 lbf
Bucket Digging Force (ISO)	211 kN	47,460 lbf	265 kN	59,570 lbf
Stick Digging Force (SAE)	161 kN	36,190 lbf	183 kN	41,120 lbf
Stick Digging Force (ISO)	167 kN	37,430 lbf	191 kN	42,890 lbf

# STANDARD & OPTIONAL EQUIPMENT

Standard and optional equipment may vary. Consult your Cat dealer for details.

CAB	STANDARD	OPTIONAL
ROPS, sound suppression	•	
High-resolution 203 mm (8") LCD touchscreen monitor	•	
High-resolution 254 mm (10") LCD touchscreen monitor		•
Mechanically adjustable seat suspension	•	
Heated seat with air-adjustable suspension ( <i>Deluxe only</i> )	•	
ENGINE	STANDARD	OPTIONAL
Cold start block heaters		•
Three selectable modes: Power, Smart, Eco	•	
One-touch low idle with automatic engine speed control	•	
2300 m (7,546 ft) altitude capability with no engine power de-rating	•	
52° C (126° F) high-ambient cooling capacity	•	
Hydraulic reverse fan		•
-18° C (0° F) cold start capability	•	
-32° C (-25° F) cold start capability		•
Double element air filter with integrated precleaner	•	
Remote disable	•	
Biodiesel capability up to B20	•	
HYDRAULIC SYSTEM	STANDARD	OPTIONAL
Boom and stick regeneration circuit	•	
Electronic main control valve	•	
Heavy lift mode		•
Automatic hydraulic oil warm up	•	
Reverse swing damping valve	•	
Automatic swing parking brake	•	
High performance hydraulic return filter	•	
Two speed travel	•	
Bio hydraulic oil capability	•	
Fine swing		•
Single one-way auxiliary circuit		•
Combined two-way auxiliary circuit		•
Combined two-way auxiliary circuit with hammer return filter		•
Medium-pressure auxiliary circuit		•
Quick coupler circuit for Cat Pin Grabber and CW Dedicated		•
UNDERCARRIAGE AND STRUCTURES	STANDARD	OPTIONAL
Towing eye on base frame	•	
6.8 mt (14,991 lb) counterweight		•
7.56 mt (16,667 lb) counterweight		•
600 mm (24") triple grouser track shoes		•
600 mm (24") triple grouser HD track shoes		•
600 mm (24") double grouser track shoes		•
700 mm (28") triple grouser track shoes		•
800 mm (31") triple grouser track shoes		•

BOOMS AND STICKS	STANDARD	OPTIONAL
6.18 m (20'3") Mass boom		•
6.5 m (21'4") Heavy Duty Reach boom		•
2.55 m (8'4") stick		•
2.8 m (9'2") HD stick		•
3.2 m (10'6") HD stick		•
ELECTRICAL SYSTEM	STANDARD	OPTIONAL
Maintenance-free 1,000 CCA batteries (x2)	•	
Centralized electrical disconnect switch	•	
LED chassis light, LH and RH boom lights, cab lights	•	
CAT CONNECT TECHNOLOGY	STANDARD	OPTIONAL
Cat Product Link	•	
Cat GRADE with 2D	•	
Cat GRADE with Advanced 2D		•
Cat GRADE with 3D		•
Cat GRADE with Assist	•	
Cat PAYLOAD	•	
Cat E-Fence	•	
SERVICE AND MAINTENANCE	STANDARD	OPTIONAL
Grouped location of engine oil and fuel filters	•	
Scheduled Oil Sampling (S-O-S <sup>SM</sup> ) ports	•	
Preventative maintenance ready (QuickEvac <sup>TM</sup> )	•	
Electric refueling pump with automatic shutoff	•	
SAFETY AND SECURITY	STANDARD	OPTIONAL
Caterpillar One Key security system	•	
Lockable external tool/storage box	•	
Lockable door, fuel, and hydraulic tank locks	•	
Lockable fuel drain compartment	•	
Service platform with anti-skid plate and recessed bolts	•	
RH handrail and hand hold (ISO 2867:2011 compliant)	•	
Standard visibility mirror package	•	
Signaling/warning horn	•	
Ground-level secondary engine shutoff switch	•	
Rearview camera and right-hand-side mirror	•	
360° visibility		•

**Not all features are available in all regions. Please check with your local Cat dealer for specific offering availability in your area.**

For additional information, refer to the Technical Specifications brochures for the 336 GC and 336 models available at [www.cat.com](http://www.cat.com) or your Cat dealer.



For more complete information on Cat products, dealer services and industry solutions, visit us on the web at [www.cat.com](http://www.cat.com)

© 2018 Caterpillar. All Rights Reserved.

VisionLink is a trademark of Trimble Navigation Limited, registered in the United States and in other countries.

Materials and specifications are subject to change without notice. Featured machines in photos may include additional equipment. See your Cat dealer for available options.

CAT, CATERPILLAR, their respective logos, "Caterpillar Yellow," the "Power Edge" trade dress as well as corporate and product identity used herein, are trademarks of Caterpillar and may not be used without permission.  
[www.cat.com](http://www.cat.com) [www.caterpillar.com](http://www.caterpillar.com)

AEXQ2369-01  
Replaces AEXQ2369  
Build Number: 07A

